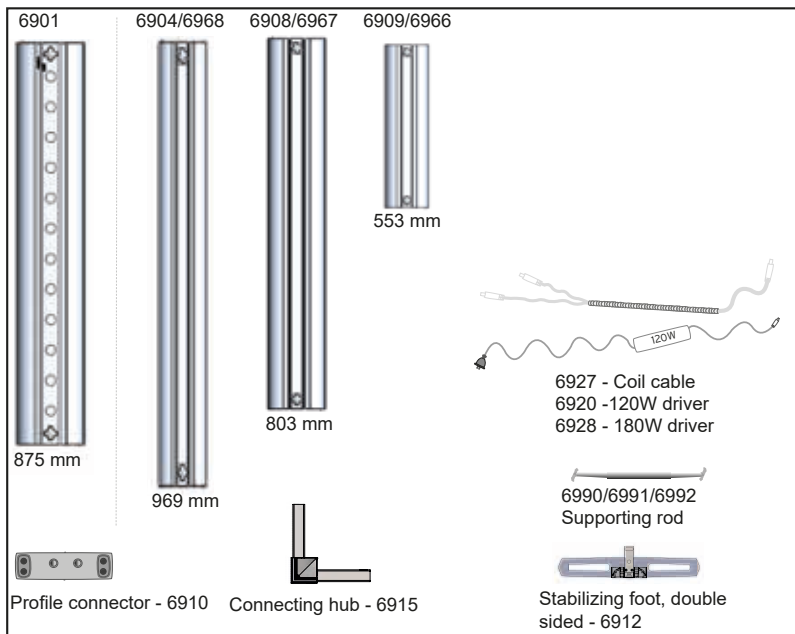


SET UP INSTRUCTION

Light Frame

Light profile Vertical/Connecting profiles

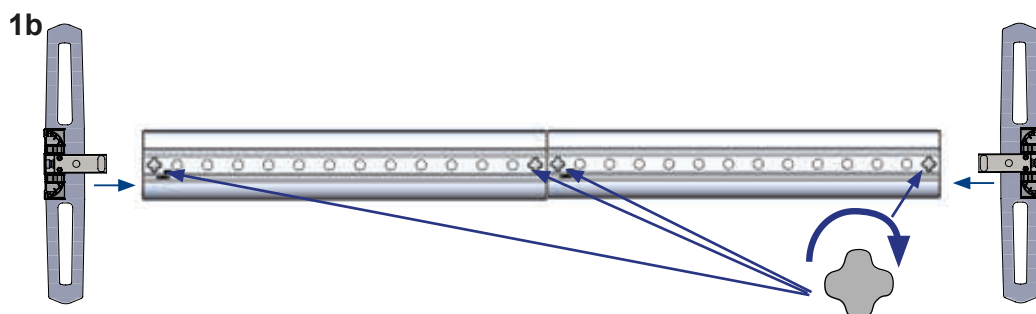


Included in the Basic packages									
	6901	6908	6910	6908	6912	6991	6927	120W 6920	180W 6928
6921 (960x2495 mm)	2 pcs	6 pcs	4 pcs	2 pcs	2 pcs	0 pc	1 pc	1 pc	0 pc
6922 (1837x2495 mm)	4 pcs	6 pcs	6 pcs	2 pcs	2 pcs	1 pc	2 pcs	0 pc	1 pc
6923 (2712x2495 mm)	6 pcs	6 pcs	8 pcs	2 pcs	2 pcs	1 pc	3 pcs	1 pc	1 pc
6924 (3587x2495 mm)	8 pcs	6 pcs	10 pcs	2 pcs	2 pcs	2 pcs	4 pcs	0 pc	2 pcs

FRAME ASSEMBLY

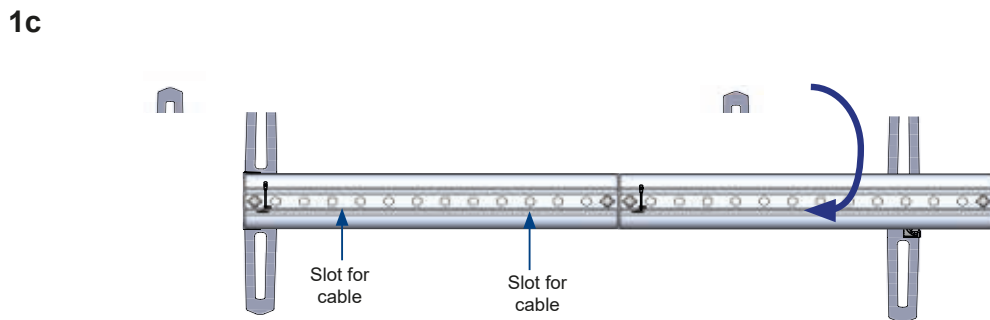
Assemble the bottom section

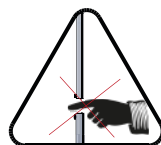
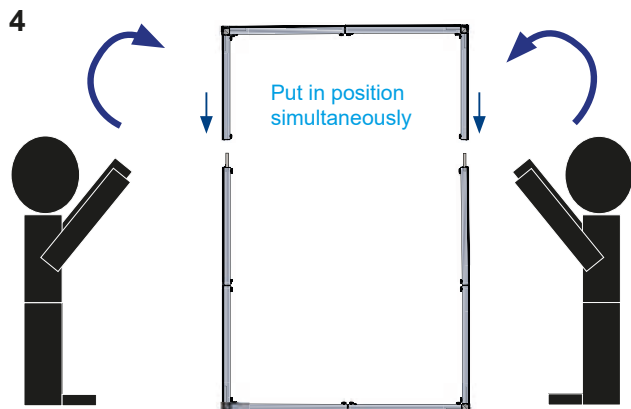
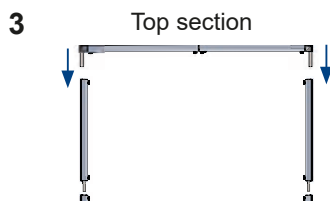
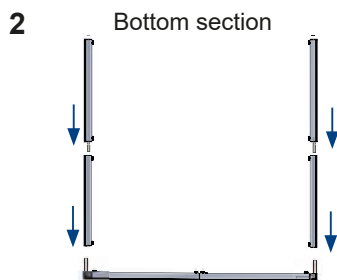
Note! The cables on the light profiles should point at the same direction at the bottom and the top.



Place cables before mounting the vertical profiles.

Note! Do not connect the cables until all profiles are assembled.

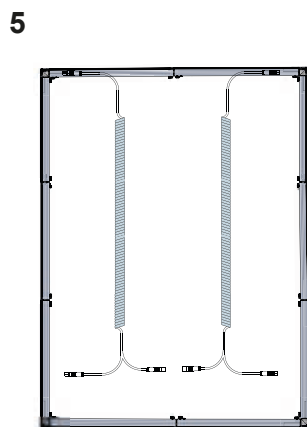




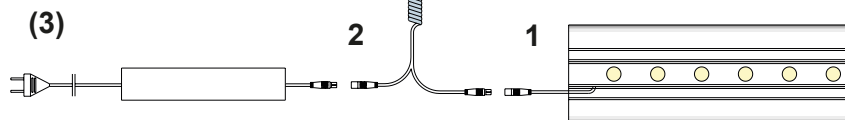
Warning:
Do not squeeze
your fingers
when
pulling the profiles
together

Connect the cables at the top and bottom section!

Note! Do not plug in the driver until after you have mounted the graphic




Warning: Do not
stare at the light.



LIGHT FRAME




SUPPORTING ROD



MOUNT THE GRAPHIC

1



2



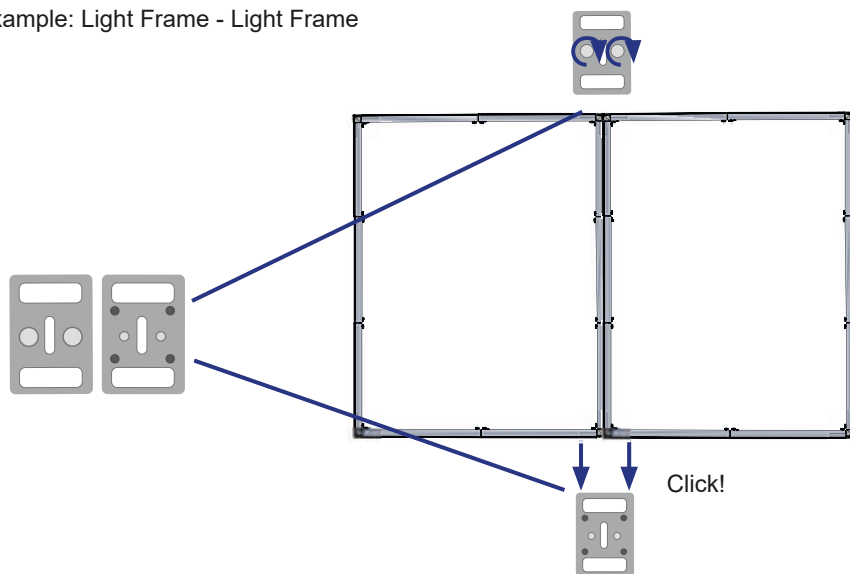
3



4

CONNECTORS (Optional)

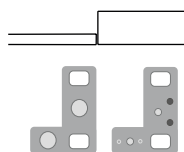
Example: Light Frame - Light Frame



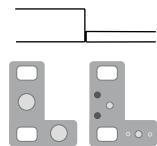
Connectors -
Classic Frame/Light Frame

Connectors -
Light Frame - Light Frame

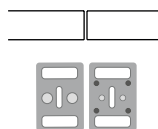
Straight type A



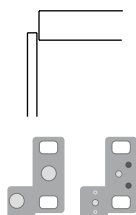
Straight type B



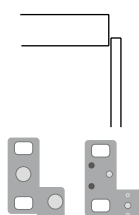
Straight



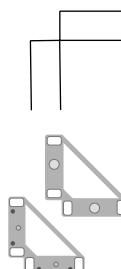
90° type A




90° type B



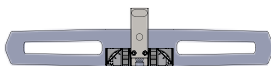
90°



STABILIZING FEET



Double-sided

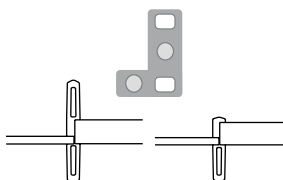


Single-sided

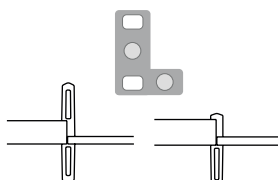


Connecting feet -
Classic Frame/Light Frame

Straight type A

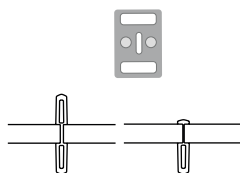


Straight type B

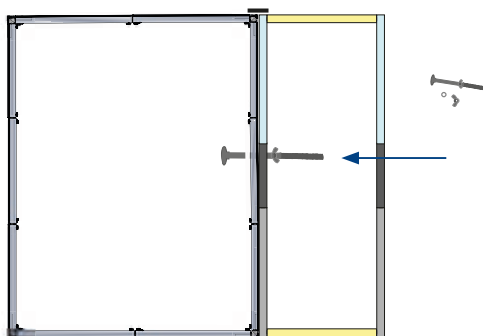


Connecting feet -
Light Frame - Light Frame

Straight



Screw connector
(optional)



Watch our set-up movies on www.expolinc.com/downloads

Certified according to CE and ETL



Safety tested and approved by Intertek according to:
European Union Standards (CE):
IEC 60598-2-1:1979+A1, EN 60598-1:2015+A1, EN 60598-2-1:1989, IEC 60598-1:2014/AMD1:2017, IEC 62031
IEC 62471:2006



Safety tested and approved by Intertek according to:
North American Standards (ETL):
CSA C22.2#250.0:2018 Ed.4, UL 153:2014 Ed13+R:27.Jul2018



www.expolinc.com